

Ministry Tools Form

Please mark corresponding boxes and write your choices on the ministry tool form.

One form to be used *with each ministry tool* selected.

Please put any samples, photos, etc. in Design Materials Envelope

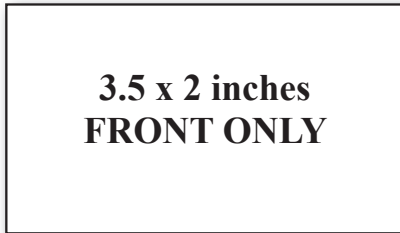
Business Cards

Brochures

Note Cards

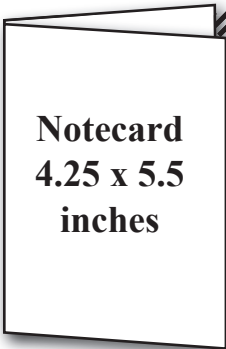
Post Cards

Quantity _____



DESIGN YOUR BUSINESS CARD (If selected)

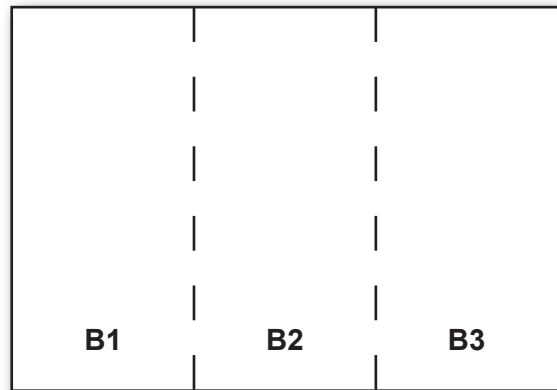
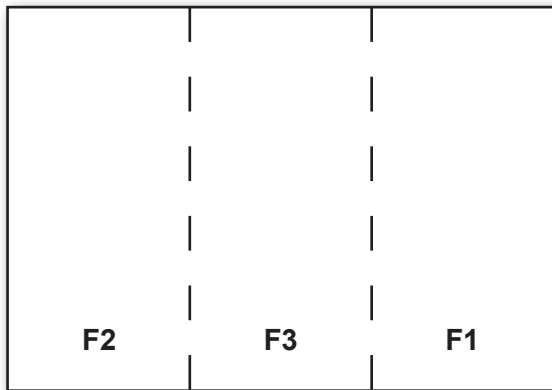
If you have elected to have a business card printed for your church, you will need to mark the card layout appropriately with an image or logo and text. You may replace a logo with a photograph if you choose. If submitting a pre-designed card, please put all artwork on a separate disk.



DESIGN YOUR NOTE OR POST CARD

(If selected)

If you have elected to have a note card or post card printed for your church, you will need to mark the card layout appropriately with an image or logo and text. You may replace a logo with a photograph if you choose. If submitting a pre-designed card, please put all artwork on a separate disk.



DESIGN YOUR BROCHURE (If selected)

If you have elected to have a tri-fold brochure printed for your church, you will need to mark the brochure layout form appropriately with photograph spaces and text. In the spaces reserved for your photographs, code the back of the photograph and place a corresponding number on the brochure layout form. You may replace a photograph space with text if you choose. Enclose the brochure layout with your church directory and mail at the same time as you mail your directory materials. If submitting a pre-designed brochure, please put all artwork on a separate disk.

Please list images to be used for your selected ministry tool.

Image #: _____ Image #: _____ Image #: _____ Image #: _____ Image #: _____

16 x 20 Framed Mosaic: Color of frame: _____ Image #: _____